







Ecologic



reviglass
mosaic

Swimming Pools


SOportes · SUPPORTS · MOUNTINGS

COMPARATIVA SOPORTES / COMPARAISON SUPPORTS MOUNTING COMPARISON			
	PAPEL / PAPIER PAPEL	PUNTOS / POINTS PVC DOTS	CORDON P.U. CORD
Superficie libre Surface libre Free surface			
	100%	> 80%	> 85%
Ocupación vertical Occupation verticale Vertical occupation Occupazione verticale			
	0%	< 25%	< 2%
RESISTENCIA A LA TRACCIÓN EN ADHESIVOS / RÉSISTANCE À LA TRACTION DES ADHESIFS TENSILE ADHESION STRENGTH (UNE EN 1348:2007)			
CONDITIONS	PAPEL / PAPIER PAPEL	PUNTOS / POINTS PVC DOTS	CORDON P.U. CORD
STANDARD	2,75 Nw/m2	1,84 Nw/m2	4,33 Nw/m2
FUENTE DE CALOR HEATING SOURCE DE CHALEUR	2,68 Nw/m2	1,72 Nw/m2	4,05 Nw/m2
INMERSION AGUA WATER INMERSION DANS L'EAU	1,52 Nw/m2	1,54 Nw/m2	3,14 Nw/m2

source: Litokol 2008 (Litochrom Starlike)

ANTISLIP

PATENTED



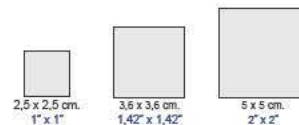
- No abrasivo
- Sedoso al tacto
- Rejuntado simple
- Limpieza sencilla
- Fácil mantenimiento
- Para toda la colección
- Mezclas personalizadas

- Non abrasive
- Silky to touch
- Simple grouting
- Simple cleaning
- Easy maintenance
- On the whole range
- Customized designs

- Non abrasif
- Soyeux au toucher
- Jointoiement simple
- Nettoyage simple
- Simple entretien
- Sur toute la gamme
- Motifs personnalisés



SERIE PS



PS-21



PS-22



PS-23



PS-24



PS-25



PS-26



PS-27



PS-62



PS-40



PS-50




PS-51




PS-52



PS-53



PS-54



PS-55



PS-56




PS-57




PS-58



PS-59




PS-60




PS-61


SERIE PS-MEZCLA




TANGANIKI PS-55 (50%) / PS-50 (50%)



VICTORIA PS-23 (70%) / PS-25 (30%)




CASPIO DK-84 (70%) / PS-58 (30%)




BAIKAL PS-23 (50%) / PS-24 (50%)




ARAL PS-56 (25%) / PS-57 (75%)



WINNIPEG PS-50 (70%) / PS-25 (30%)



LADOGA PS-57 (50%) / PS-58 (50%)



LEMAN DK-87 (30%) / DK-80 (70%)




SERIE PS-MIX IRIS


2,5 x 2,5 cm.
1" x 1"




MIX-IRIS ERNIO
PS-25 (70%) / AB-02 (30%)




MIX-IRIS BIDASOA
PS-50 (40%) / PS-53 (40%) / AB-02 (20%)



MIX-IRIS ORIA
PS-50 (70%) / PS-50 IRIS (30%)




MIX-IRIS URUMEA
PS-53 (70%) / PS-53 IRIS (30%)



MIX-IRIS DEBA
PS-50 (70%) / PS-60 IRIS (30%)



MIX-IRIS UROLA
PS-55 (70%) / PS-55 IRIS (30%)



MIX-IRIS ARGÁ
PS-61 (70%) / PS-61 IRIS (30%)



MIX-IRIS CHAVON
PS-40 (70%) / PS-40 IRIS (30%)

SERIE PS-IRIS

2,5 x 2,5 cm.
1" x 1"



PS-50 IRIS



PS-53 IRIS



PS-55 IRIS



PS-60 IRIS




MIX-IRIS ORIA

SERIE MIX IRIS 5x5

5 x 5 cm.
2" x 2"



MIX-IRIS URUMEA



MIX-IRIS DEBA



MIX-IRIS ARGÁ



MIX-IRIS ERNIO



MIX-IRIS VOLGA



MIX-IRIS NILO



MIX-IRIS MURRAY



MIX-IRIS LENA

POOL SELECTION2

2,5 x 2,5 cm.
1" x 1"



GIAVA



TAHITI



COCOS



GRIS



PLUTON



SAMOA



DK-84




DK-72



DK-74



DK-70



DK-75




DK-87



MIX-IRIS SENA



MIX-IRIS TAMESIS



MIX-IRIS INDO



MIX-IRIS TIGRIS




MIX-IRIS NILO



MIX-IRIS DANUBIO



MIX-IRIS TIBER



MIX-IRIS VOLGA




MIX-IRIS ORINOCO





MIX-IRIS EBRO



MIX-IRIS MURRAY



MIX-IRIS LENA







TRIM



TRIM PS-26 TRIM PS-61 TRIM PS-25 TRIM PS-27



TRIM LUMINIS



TRIM LU-18 TURCHESE



TRIM LU-11 POLAR



TRIM LU-16 YELOW



SERIE LUMINIS

2,5 x 2,5 cm.
1" x 1"



LU-01 POLAR IRIS



LU-02 IZAR IRIS



LU-03 SIRIO IRIS



LU-04 VEGA IRIS




LU-01 POLAR IRIS



LU-02 IZAR IRIS



LU-03 SIRIO IRIS



LU-04 VEGA IRIS



LU-11 POLAR




LU-12 IZAR



LU-13 SIRIO




LU-14 VEGA



LU-15 ANTARES




LU-11 POLAR




LU-12 IZAR



LU-13 SIRIO



LU-14 VEGA



LU-15 ANTARES




LU-16 YELOW



LU-17 CELESTE



LU-16 YELOW




LU-17 CELESTE




LU-18 TURCHESE



LU-19 BLUE



LU-18 TURCHESE



LU-19 BLUE

SERIE LUMINIS

2,5 x 2,5 cm.
1" x 1"



LU-31 ARRAKIS (Incl. 5% CELESTE)



LU-33 CASTOR (Incl. 5% SIRIO)



LU-35 GATRIA (Incl. 5% ANTARES)




LU-37 LUCIDA (Incl. 5% TURCHESE)




LU-39 NAOS (Incl. 5% VEGA)



LU-41 SEAT (Incl. 5% VEGA)




LU-31 ARRAKIS (Incl. 5% CELESTE)




LU-33 CASTOR (Incl. 5% SIRIO)




LU-35 GATRIA (Incl. 5% ANTARES)



LU-37 LUCIDA (Incl. 5% TURCHESE)



LU-39 NAOS (Incl. 5% VEGA)



LU-41 SEAT (Incl. 5% VEGA)



LU-32 BETRIA (Incl. 5% CELESTE)



LU-34 ELECTRA (Incl. 5% POLAR)



LU-36 KUMA (Incl. 5% ANTARES)




LU-38 MERAK (Incl. 5% IZAR)



LU-40 REGULUS (Incl. 5% VEGA)



LU-42 TABIT (Incl. 5% TURCHESE)




LU-32 BETRIA (Incl. 5% CELESTE)




LU-34 ELECTRA (Incl. 5% POLAR)




LU-36 KUMA (Incl. 5% ANTARES)



LU-38 MERAK (Incl. 5% IZAR)



LU-40 REGULUS (Incl. 5% VEGA)



LU-42 TABIT (Incl. 5% TURCHESE)

SERIE SAPORI



MENTA
CL-127 / CL-1711
CL-1716 / CL-1502

TUTTI FRUTI
CL-171 / CL-131
CL-148 / CL-185
MARTINICA

BANANA
PS-55 / DK-80
DK-84 / DK-87 / DK-75


MANGO
CL-132 / CL-131
CL-1315 / CL-1502

CHOCOLATE
CL-137 / CL-1361
CL-133 / CL-146

TIRAMISU
CL-190 / MARTINICA
CL-118 / AURORA
PS-26

COCONUT
PS-54 / DK-72
DK-71 / BOUNTY
CL-1502

MOKA
PS-54 / DK-72
DK-71 / CL-1502



EL DEGRADADO EN LA PISCINA

Simulamos en el croquis una correcta disposición de un degradado en una piscina, con el fondo en pendiente, para el cálculo de las cantidades de todas y de cada una de las mezclas.

Póngase particular atención en el cálculo correspondiente a las partes inclinadas. Es preciso realizar un replanteo previo a la colocación para un resultado óptimo.

LE DÉGRADÉ DANS LA PISCINE

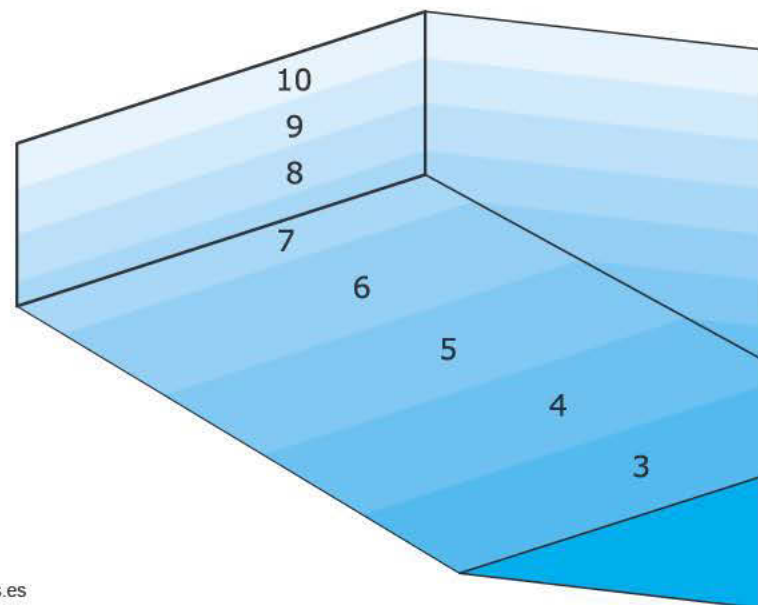
Nous simulons dans le croquis une correcte disposition d'un dégradé dans une piscine à profondeur variable, pour le calcul de tous et chacun des mélanges.

Il faut prêter particulière attention au calcul correspondant aux surfaces en pente. Il est vivement conseillé de tracer un plan de pose préalable pour un résultat optimal.

SHADED BLENDS IN THE POOL


We simulate in the sketch a correct disposal of a shade blend in a pool, with a sloped bottom, for the calculation of each blend.

Pay special attention to the calculation corresponding to sloped areas. A previous layout is recommended before the installation process for an optimum result.



Personalice su mezcla utilizando **COMPOCOLOR**, www.reviglass.es
Il est possible de personnaliser les mélanges avec **COMPOCOLOR**, www.reviglass.es
Blends could be customized, by using **COMPOCOLOR**, www.reviglass.es


SERIE DEGRADADO



AZUL 1
PS-27
CL-171 / PS-25



AZUL 2
CL-171
PS-23 / PS-25



AZUL 3
PS-55
PS-53 / PS-25



ROJO
CL-190 / CL-142
PS-25 / MARTINICA



GRIS
PS-54 / DK-72
PS-25 / BOUNTY



VERDE
CL-132
CL-131 / PS-25

DEGRADADOS

El degradado es un efecto óptico que se obtiene con la sucesión ordenada de diferentes mezclas. La altura de cada mezcla corresponde a 13 piezas de mosaico de 2,5 x 2,5 cm. (33,5 cm).

El degradado 8 PAN, se compone de 8 mezclas con un desarrollo total de 268 cm. Se puede pedir una sección del degradado (p.ej : del nº 3 al nº 8).

DÉGRADÉS

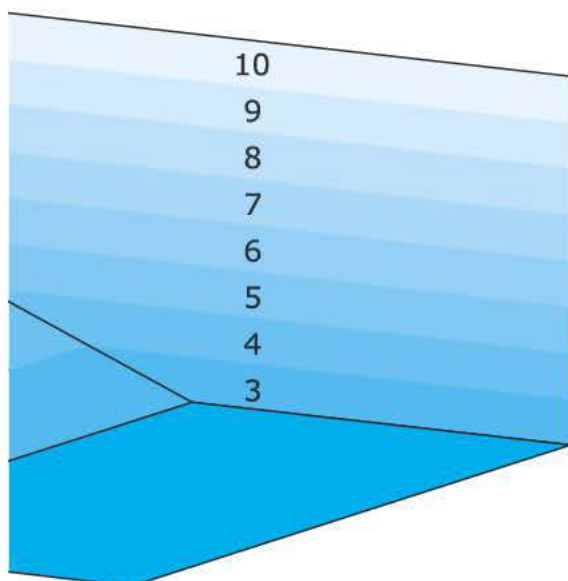
Le dégradé est un effet optique qui s'obtient avec la succession ordonnée de différents mélanges. La hauteur de chaque mélange correspond à 13 carreaux de 2,5 x 2,5 cm. (33,5 cm).

Le dégradé 8 PAN, se compose de 8 mélanges avec un développement total de 268 cm. On peut demander une partie du dégradé (P.ex. : du nº 3 au nº 8).

SHADED BLENDS

Shaded blends in mosaic are optical effects as result of a tidy sequence of different blends. The height of each blend corresponds to 13 tiles of 2,5 x 2,5 cm. (33,5 cm) / 1" x 1" (13,2").


8 PAN, shade blend is composed of 8 blends with a total development of 268 cm / 105,5". A part of the shaded blend can be requested (f.ex.: from nº 3 to nº 8).



DESIGN STANDARD



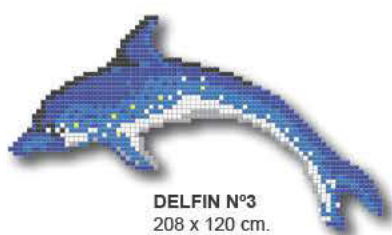
DELFIN N°2
156 x 195 cm.
61,4" x 76,8"



DELFINES CRUZADOS
340 X 260 cm.
133,8" x 102,4"



DELFINES EN CIRCULO
190 x 215 cm.
74,8" x 84,6"



DELFIN N°3
208 x 120 cm.
81,9" x 47,2"



TRÍO DE DELFINES
350 x 170 cm.
137,8" x 66,9"



DELFIN N°1
154 x 169 cm.
60,6" x 66,5"



TROPICAL
167 x 215 cm.
65,7" x 84,6"



TIBURÓN
115 x 223 cm.
45,3" x 87,8"




FOCA N°1
167 X 200 cm.
65,7" x 78,7"



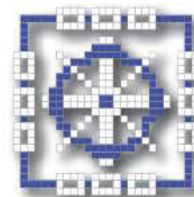
FOCA N°2 200 x 200 cm.
78,7" x 78,7"



ANCLA N°2 68 x 68 cm.
26,8" x 26,8"

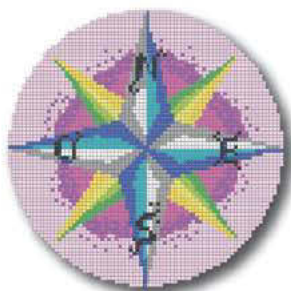


SALVAVIDAS 68 x 68 cm.
26,8" x 26,8"




TIMÓN 68 x 68 cm.
26,8" x 26,8"

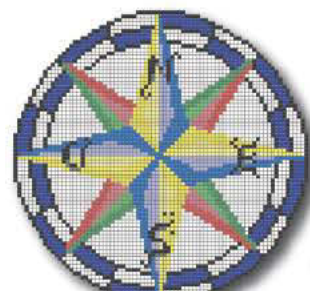
DESIGN STANDARD



ROSA DE LOS VIENTOS N°1
 Ø 200 cm.
 Ø 78,7"



ROSA DE LOS VIENTOS N°2
 Ø 241 cm.
 Ø 94,9"




ROSA DE LOS VIENTOS N°3
 Ø 205 cm.
 Ø 80,7"



ANCLA
 128 x 164 cm.
 50,4" x 64,6"



ESTRELLA DE MAR
 200 x 200 cm.
 78,7" x 78,7"



CABALLITO DE MAR
 59 x 154 cm.
 23,2" x 60,6"

CENEFAS STANDARD

Personalice su cenefa utilizando **COMPOCOLOR**, www.reviglass.es
 Il est possible de personnaliser les frises avec **COMPOCOLOR**, www.reviglass.es
 Bordures could be customized, by using **COMPOCOLOR**, www.reviglass.es




2,5 x 2,5 cm.
 1" x 1"



GRECA
 PS-27 / PS-25
 h: 18,2 cm.
 h: 7,2"



REF. 7-B
 PS-27 / PS-23 / PS-25
 h: 18,2 cm.
 h: 7,2"



REF. 1-A
 PS-27 / PS-23 / PS-25
 h: 18,2 cm.
 h: 7,2"



REF. 8-B
 PS-27 / PS-23 / PS-25
 h: 18,2 cm.
 h: 7,2"



REF. 2-A
 PS-27 / PS-50
 h: 18,2 cm.
 h: 7,2"



REF. 9-A
 PS-27 / PS-25
 h: 18,2 cm.
 h: 7,2"



REF. 3-C
 PS-27 / PS-25
 h: 18,2 cm.
 h: 7,2"



REF. 10-B
 PS-27 / PS-23 / PS-25
 h: 18,2 cm.
 h: 7,2"



REF. 5-B
 PS-27 / PS-23 / PS-25
 h: 18,2 cm.
 h: 7,2"



REF. 11-C
 PS-27 / PS-25
 h: 18,2 cm.
 h: 7,2"




REF. 6-B
 PS-27 / PS-23 / PS-25
 h: 18,2 cm.
 h: 7,2"



REF. 12-C
 PS-27 / PS-23 / PS-25
 h: 18,2 cm.
 h: 7,2"



CAD



ORIGIN



DESIGN



PRODUCTION




QUALITY CONTROL



LOGISTICS




DESIGN




GALERÍA · GALERIE · GALLERY



Resort, Punta Cana



Wellness Center, Tunisia



Hotel, Canarias



Resort, Jamaica



Resort, Jamaica



Hotel, Cyprus

GALERÍA · GALERIE · GALLERY



Private, Singapore



Wellness Center, Germany



Private, Tunisia



Private, Tunisia




Private, Texas



Water Feature, Tunisia

GALERÍA · GALERIE · GALLERY



ANTIDESLIZANTE · ANTIGLISSANT · ANTISLIP NO RUGOSO · NON ABRASIF · SOFT

PARA ESPAÑA

CLASIFICACIÓN DE LOS SUELOS SEGÚN SU RESBALADICIDAD	
RESISTENCIA AL DESLIZAMIENTO R _d	CLASE
R _d ≤ 15	0
15 < R _d ≤ 35	1
35 < R _d ≤ 45	2
R _d > 45	3

CLASE EXIGIBLE A LOS SUELOS EN FUNCIÓN DE SU LOCALIZACIÓN	
LOCALIZACIÓN Y CARACTERÍSTICAS DEL SUELO	CLASE
ZONAS INTERIORES SECAS: superficies con pendiente <6%	1
superficies con pendiente ≥ 6% y escaleras	2
ZONAS INTERIORES HÚMEDAS, TALES COMO LAS ENTRADAS A LOS EDIFICIOS DESDE EL ESPACIO EXTERIOR, TERRAZAS CUBIERTAS, VESTUARIOS, DUCHAS, BAÑOS, ASEOS, COCINAS, ETC: superficies con pendiente <6%	2
superficies con pendiente ≥ 6% y escaleras	3
ZONAS INTERIORES DONDE, ADEMÁS DE AGUA, PUEDE HABER AGENTES (GRASAS, LUBRICANTES, ETC.) QUE REDUZCAN LA RESISTENCIA AL DESLIZAMIENTO, TALES COMO COCINAS INDUSTRIALES, MATADEROS, APARCAMIENTOS, ZONAS DE USO INDUSTRIAL, ETC.	3
ZONAS EXTERIORES, PISCINAS	3

POUR LA FRANCE

ARRÊTÉ DU 14 SEPTEMBRE 2004 PORTANT PRESCRIPTION DE MESURES TECHNIQUES ET DE SÉCURITÉ DANS LES PISCINES PRIVATIVES À USAGE COLLECTIF Article 3

La conception des équipements et matériels utilisés pour la pratique des activités de baignade de loisirs, et notamment celle de leurs fixations et ancrages, est adaptée à l'usage prévisible de ces équipements et réalisée de façon à ce que l'utilisateur ne puisse se blesser. Les éléments en saillies tels que banquettes, jardinières, gaines situés à une hauteur inférieure à 2,50 mètres sont conçus pour ne présenter aucune arête vive ou coupante. L'ensemble des sols accessibles pieds nus et ceux des radiers des bassins dont la profondeur est inférieure à 1,50 mètre sont **antidérapants mais non abrasifs**. Les plages sont conçues de façon à éviter la stagnation de l'eau et la retombée des eaux des plages dans le bassin.

FOR THE USA

TCNA
100 Clemson Research Blvd., Anderson, SC 29625 Tel (854) 646-TILE Fax (854) 646-2821

PRODUCT TESTING SERVICE

TCNA TEST REPORT NUMBER: TCNA-104-12 PAGE: 1 OF 1

TEST REQUESTED BY: Reviglass, S.A.
P.O. Box 150
Tolosa, Guipuzkoa 20400
Spain

TEST SUBJECT MATERIAL: Identified by client as: 1" x 1" Non Abrasive Antislip Glass Mosaic Tiles

TEST DATE: 3/14/12

TEST PROCEDURE: ASTM C1028 "Standard Test Method for Determining the Static Coefficient of Friction of Ceramic Tile and Other Like Surfaces by the Horizontal Dynamometer Pull-Meter Method"
-A Chatillon DFIS 100 digital force gauge was used to measure each pull in pounds-force.
-A 3 x 2 x 1/8-inch piece of Neolite was used as the sensor.

TEST RESULTS: The average static coefficient of friction of four (4) pulls on each tile was as follows:

	As Received	After Cleaning
Tile 1		
Dry	0.84	0.83
Wet	0.66	0.66
Tile 2		
Dry	0.83	0.81
Wet	0.66	0.65
Tile 3		
Dry	0.83	0.83
Wet	0.67	0.66

The average static coefficient of friction of twelve (12) pulls was as follows:

	As Received	After Cleaning
Dry	0.83	0.82
Wet	0.66	0.66

Katelyn Simpson Laboratory Manager
3/16/12 Date

This report is confidential and has been prepared for the exclusive use of the client. It is not an endorsement, approval, certification, or criticism of any product by TCNA. This report shall not be published in any form without prior written consent of TCNA.

TCNA
100 Clemson Research Blvd., Anderson, SC 29625 Tel (854) 646-TILE Fax (854) 646-2821

PRODUCT TESTING SERVICE

TCNA TEST REPORT NUMBER: TCNA-104-12 PAGE: 1 OF 1

TEST REQUESTED BY: Reviglass, S.A.
P.O. Box 150
Tolosa, Guipuzkoa 20400
Spain

TEST SUBJECT MATERIAL: Identified by client as: 1" x 1" Non Abrasive Antislip Glass Mosaic Tiles

TEST DATE: 3/15/2012

TEST PROCEDURE: BOT 3900 "Dynamic Coefficient of Friction (DCOF)"
-Three (3) pieces of tile were tested in all four directions.
-The SHR sensor was verified using a standard tile prior to testing.
-Testing was done in the wet condition using 0.05% SLS water.
-Testing was conducted in a laboratory at approximately 78 °F and 50% relative humidity using a calibrated BOT 3900 device.

TEST RESULTS: The individual and average DCOF data for each tile was as follows:

Tile 1		Tile 3	
Direction 1	0.60	Direction 1	0.61
Direction 2	0.58	Direction 2	0.61
Direction 3	0.56	Direction 3	0.62
Direction 4	0.59	Direction 4	0.63
Average	0.59	Average	0.62
Tile 2			
Direction 1	0.62		
Direction 2	0.63		
Direction 3	0.59		
Direction 4	0.60		
Average	0.59		

Katelyn Simpson Laboratory Manager
3/16/12 Date

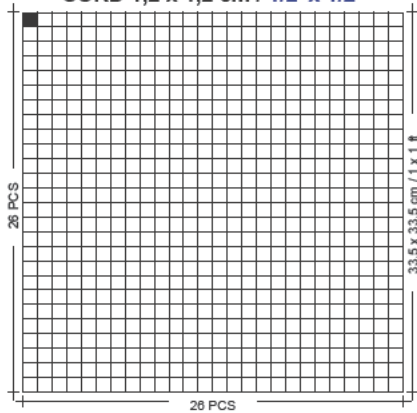
This report is confidential and has been prepared for the exclusive use of the client. It is not an endorsement, approval, certification, or criticism of any product by TCNA. This report shall not be published in any form without prior written consent of TCNA.

PACKAGING

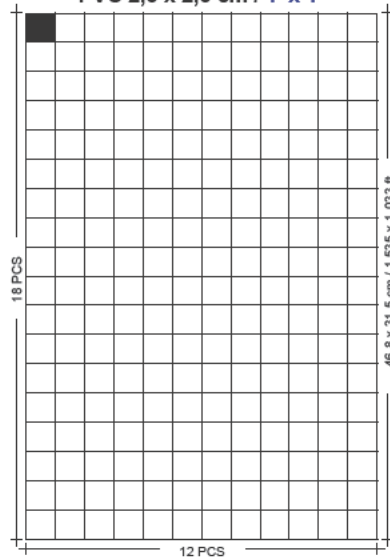
MEDIDA MESURE SIZE	SOPORTE SUPPORT MOUNTING	PESO / m ² POIDS / m ² WEIGHT / m ²	PANELES / CAJA PANNEAUX / CARTON SHEETS / CARTON	MEDIDA PANEL MESURE PANNEAU SIZE OF SHEETS	Q / CAJA Q / CARTON Q / BOX	Q / PALLET Q / PALLETTE Q / PALLET
1,2 x 1,2 cm 1/2" x 1/2"	CORD	8,5 Kg	9	33,5 x 33,5 cm 1,099 x 1,099 ft	1 m ² 10,76 sqf	60 m ² 645,83 sqf
2,5 x 2,5 cm 1" x 1"	CORD - PAP	9,5 Kg	18	33,5 x 33,5 cm 1,099 x 1,099 ft	2 m ² 21,52 sqf	108 m ² 1162,5 sqf
	PVC	9,5 Kg	14	31,5 x 46,8 cm 1,033 x 1,535 ft	2,05 m ² 22,06 sqf	98,4 m ² 1059,2 sqf
	PVC	9,5 Kg	15	36,5 x 36,5 cm 1,197 x 1,197 ft	2 m ² 21,52 sqf	108 m ² 1162,5 sqf
3,6 x 3,6 cm 1,42" x 1,42"	CORD	10,5 Kg	18	33,5 x 33,5 cm 1,099 x 1,099 ft	2 m ² 21,52 sqf	96 m ² 1033,3 sqf
	CORD	10,8 Kg	15	37 x 37 cm 1,214 x 1,214 ft	2,05 m ² 22,06 sqf	110,70 m ² 1191,5 sqf
5 x 5 cm 2" x 2"	CORD	11,20 Kg	10	31,5 x 31,5 cm 1,033 x 1,033 ft	1 m ² 10,76 sqf	60 m ² 645,83 sqf
	CORD	11,20 Kg	15	36,5 x 36,5 cm 1,197 x 1,197 ft	2 m ² 21,52 sqf	108 m ² 1162,5 sqf
	CORD	11,20 Kg	15	31,5 x 31,5 cm 1,033 x 1,033 ft	1,5 m ² 16,14 sqf	90 m ² 968,75 sqf

TAMAÑO PANEL MESURE PANNEAUX · SHEETS SIZE

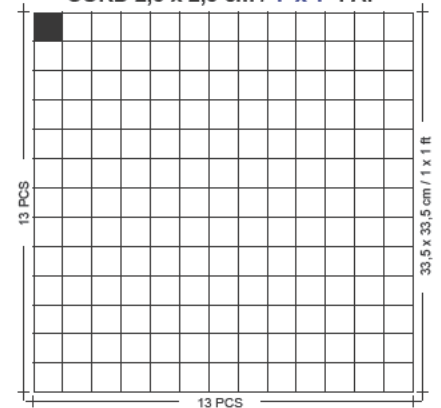
CORD 1,2 x 1,2 cm / 1/2" x 1/2"



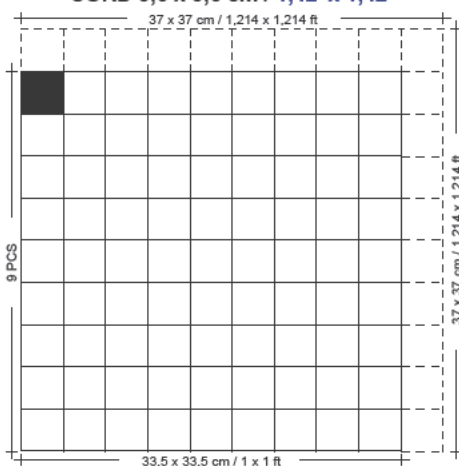
PVC 2,5 x 2,5 cm / 1" x 1"



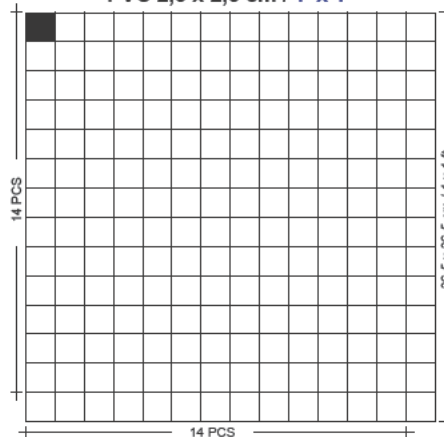
CORD 2,5 x 2,5 cm / 1" x 1" PAP



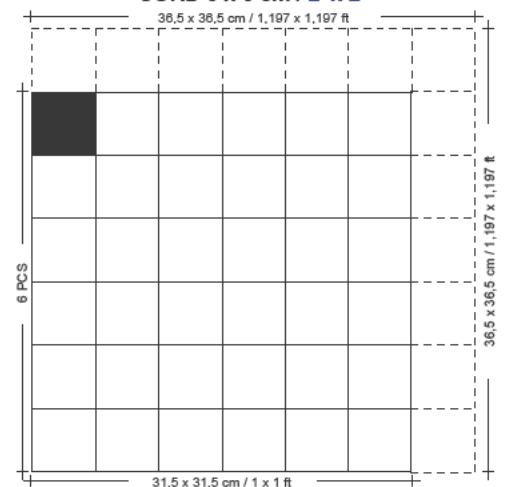
CORD 3,6 x 3,6 cm / 1,42" x 1,42"



PVC 2,5 x 2,5 cm / 1" x 1"




CORD 5 x 5 cm / 2" x 2"



COLOCACIÓN · POSE · INSTALLATION

PAPEL · PAPIER PAPER



- 1** Peinado cemento cola.
Dosage du ciment-colle.
Spread the adhesive.



- 2** Colocación paneles.
Pose des panneaux.
Installation of sheets.



- 3** Batido.
Battage.
Tapping.



- 4** 24h: mojar papel.
24h: mouillage du papier.
24h: soak paper.



- 5** Despegar y limpiar con agua.
Enlever et nettoyer avec de l'eau.
Remove and water clean.



- 6** Rejuntar.
Jointoyer.
Grout.




- 7** Esponja húmeda y aclarada.
Éponge humide et rincée.
Damp and rinsed sponge.



- 8** Secar con un trapo.
Secher avec un chiffon.
Dry with a cloth.

PUNTOS PVC · MALLA DE CORDÓN DE POLIURETANO POINTS PVC · TRAME DE CORDON DE POLYURETHANE PVC DOTS · POLYURETHANE CORD MESH



- 1** Peinado cemento-cola.
Dosage du ciment-colle.
Spread the adhesive.



- 2** Colocación de paneles.
Pose des panneaux.
Installation of sheets.



- 3** Batido.
Battage.
Tapping.



- 4** Rejuntar.
Jointoyer.
Grout.



- 5** Esponja húmeda y aclarada.
Éponge humide et rincée.
Damp and rinsed sponge.



- 6** Secar con un trapo.
Secher avec un chiffon.
Dry with a cloth.

ADHESIVOS · ADHÉSIFS · ADHESIVES

CLASIFICACION DE ADHESIVOS / CLASSEMENT DES ADHÉSIFS / ADHESIVE CLASSIFICATION EN 12004						
TIPO / TYPE	CLASE CLASSE CLASS		OTRAS CARACTERISTICAS AUTRES CARACTERISTIQUES OTHER CHARACTERISTICS		DEFORMACIÓN DEFORMATION DEFORMABILITY	
C	1	Normal	F	Fraguado rápido (para C) Prise rapide (pour C) Fast-setting (for C)	S1	Deformable
	2	Mejorado Améliorés Improved				
D	1	Normal	E	Tiempo abierto ampliado (para C2 y D2) Temps ouvert allongé (pour C2 et D2) Extended open time (for C2 and D2)	S2	Altamente deformable Hautement déformable Highly deformable
	2	Mejorado Améliorés Improved				
R	1	Normal	T	Deslizamiento reducido (para C, D y R) Glissement réduit (pour C, D et R) Reduced Slip (for C, D and R)		
	2	Mejorado Améliorés Improved				

Reviglass recomienda el empleo de adhesivos al menos del tipo C2 en general y del tipo R1 para la serie UNO.
Reviglass conseille l'utilisation d'adhésifs au moins du type C2 en général et du type R1 pour la série UNO.
Reviglass recommends to use at least adhesive of type C2 in general and type R1 for UNO serie.

JUNTAS · JOINTS · GROUTS

CLASIFICACION DE MATERIAL PARA JUNTAS EN 13888 CLASSEMENT DES PRODUITS POUR JOINTEMENT TILES GROUTS CLASSIFICATION				
TIPO / TYPE	CLASE CLASSE CLASS	OTRAS CARACTERISTICAS AUTRES CARACTERISTIQUES OTHER CHARACTERISTICS		
CG	1	Normal		
	2	Mejorado Améliorés Improved	F	Fraguado rápido Prise rapide Fast-setting
			A	Alta resistencia a la abrasión Haute Résistance à l'abrasion High abrasion resistance
		W	Baja absorción de agua Basse absorption d'eau Low water absorption	
RG				

Se deben emplear juntas del tipo RG para la series NATURA y UNO, para el Antideslizante y para el mosaico con soporte en PVC. Para las series GOLD&SILVER y ABALON se recomienda un material de grano fino. Para todo lo demás, al menos CG2.

On doit employer des joints du type RG pour les séries NATURA et UNO, pour l'Antiglissant et pour la mosaïque sur support de PVC. Pour les séries GOLD&SILVER et ABALON on conseille des produits aux grains fins. Pour le reste, au moins CG2.

RG grouts must be used for NATURA and UNO series, for the Antislip and for the PVC dot mounted mosaics. For the series GOLD&SILVER and ABALON it is recommended to use a fine-grained grout. For the rest, at least CG2.

COLORES ACONSEJADOS · COULEURS CONSEILLÉES RECOMMENDED COLOURS

	TIPO TYPE	POOL SELECTION2 MIX IRIS											SERIE PS MIX IRIS							
		DANUBIO	EBRO	INDO	LENA	MURRAY	NILO	ORINOCO	SENA	TAMESIS	TIBER	TIGRIS	VOLGA	BIDASOA	ORIA	URUMEA	UROLA	DEBA	ERNIO	CHAVON
Gris oscuro Gris sombre Dark grey	CG & RG	●			●	●	●										●			
Gris claro Gris clair Light grey	CG & RG		●	●				●	●	●	●	●	●	●	●	●		●	●	●
Color del mosaico Couleur corresp. Matching color	CG & RG	●	●	●	●	●	●	●	●	●	●	●	●	●	●	●	●	●	●	●
Traslúcido Translucide Translucent	RG	●	●	●	●	●	●	●	●	●	●	●	●	●	●	●	●	●	●	●

TESTS

EUROPEAN TEST DATA

PROCEDURE	RESULTS	PROCEDURE	RESULTS
UNE EN ISO 10.545-12		UNE EN ISO 10.545-5	
Resistencia al hielo Résistance au gel Frost resistance	Resistente Resistant Resistant	Resistencia al impacto Résistance à l'impact Resistance to shock	Resistente Resistant Resistant
UNE EN ISO 10.545-13		UNE EN ISO 10.545-7	
Resistencia a los agentes químicos Résistance aux produits chimiques Resistance to chemical attack	Resistente Resistant Resistant	Resistencia a la abrasión Résistance à l'abrasion Abrasion wear	Resistente Resistant Resistant
UNE EN ISO 10.545-3		UNE EN ISO 67.101	
Absorción de agua Absorption d'eau Water absorption	Nula Null None	Dureza mohs Dureté de la surface MOHS Mohs' Hardness	5
DIN 51097:1992		UNE - ENV 12633:2003 (CTE)	
Resistencia al deslizamiento Résistance au glissement Slip resistance	Cat C	Resistencia al deslizamiento Résistance au glissement Slip resistance	Clase 3 Classe 3 Class 3
UNE EN ISO 10.545-14			
Resistencia a las manchas Résistance aux taches Determination to staining	Resistente Resistant Resistant		

ANTISLIP

UNITED STATES TESTS ATC

DIN 51097

UNE:ENU 12663

PROCEDURE	RESULTS	PROCEDURE	RESULTS
ASTM C1378		MOHS' SCRATCH HARDNESS	
Determination to Staining	Passes	Hardness	5
ASTM C650		ASTM C373	
Resistance to Chemical Substances	Resistant	Water Absorption Bulk Density Porosity	Null

NOTA · NOTE · NOTICE

Pueden existir variaciones de tonalidad entre diferentes fabricaciones, inherentes a los productos sometidos a cocción, por lo que no se recomienda mezclar partidas distintas.

No se aceptarán reclamaciones derivadas de la inobservancia de esta recomendación.

La fecha de fabricación está indicada en cada caja.

Los colores que se reflejan en este Catálogo son aproximados, por tratarse de reproducciones fotográficas.

Il est conseillé de ne pas mélanger des carreaux de même référence mais de productions différentes dû aux éventuelles variations de nuance qui peuvent exister entre elles, propres des produits soumis à cuisson.

Les réclamations dérivant de la non-observance de cette recommandation ne seront pas acceptées.

La date de fabrication est indiquée sur chaque carton.

Les couleurs montrées dans ce Catalogue ne sont qu'approximatives car il s'agit de reproductions photographiques.

Shade variations are possible between different production batches, being this fact inherent in fired materials.

Thus we do not recommend to mix different production batches.

Complaints derived of this fact will not be attended.

The production date is printed on each carton.

The colours shown on this Catalogue are approximate only, because it's all about photographic reproductions.



reviglass
mosaic

Totalmente fabricados en España de acuerdo a las Normas Sociales, de Salud, de Seguridad Laboral y Medioambientales Europeas.

Totalement fabriqués en Espagne en accord aux Normes Sociales, de Santé, de Sécurité au Travail et Environnementales Européennes.

Fully manufactured in Spain according to Social, Health, Labor Security and Environmental European Norms.

 Ctra. Tolosa - Azpeitia, km.8
20.496 BIDANIA (Guipúzcoa)
SPAIN

Telf: (+34) 943 681 118

Fax: (+34) 943 681 129

export@reviglass.es

comercial@reviglass.es

www.reviglass.es

ONDA (Castellón)

Almacén Depósito
Logistic Unit